

# Meter Mounting Equipment

Quality is the kernel concept of enterprise, our company put such concept into each procedure in enterprise administration, execute it as promised.



WE LEAD  
**Power**  
— YES Pinoy —

# Meter Mounting Equipment

Quality is the kernel concept of enterprise, our company put such concept into each procedure in enterprise administration, execute it as promised.

## MT-100R Series Meter Socket

Meto Electrical >>

### Features:

100A, 120/240V AC, Single phase, 2 or 3 wires,  
Line and load lugs: 1/0 Max, Cu-Al  
Conforms to ANSI 12.7  
Mounting: Surface, pole outdoor.  
Locking: Sealing ring has lock provision.

### Housing:

Die cast Aluminum electrostatically applied epoxy baked gray powder finished.  
Round type base.  
NEMA 3R Rating for outdoor use.

### Specification:

Product Number	Description	Fixed Hubs Size
MT-100R-B	1Phase, 100A, 120/240Vac, 4 jaw	1/2"
MT-100R-C	1Phase, 100A, 120/240Vac, 4 jaw	3/4"
MT-100R-D	1Phase, 100A, 120/240Vac, 4 jaw	1"
MT-100R-E	1Phase, 100A, 120/240Vac, 4 jaw	1-1/4"

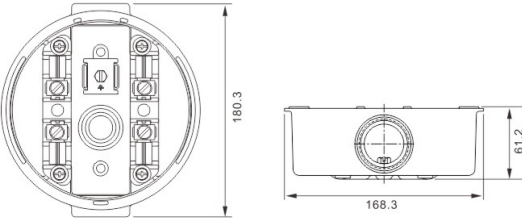


MT-100R-D



MT-100R-E

### Dimensions:



### Stainless Steel Sealing Ring

Product Number	Description	Thickness
MR-01	Stainless steel snap type	0.35mm
MR-02	Stainless steel screw type	0.35mm
MR-03	Stainless steel belt type	0.35mm
MR-04	Steel Screw type	1.5mm

# Meter Mounting Equipment

Quality is the kernel concept of enterprise, our company put such concept into each procedure in enterprise administration, execute it as promised.

## MT-100S Series Meter Socket

Meto Electrical >>



MT-100S-4J-R-H

### Features:

100A/125A, 600V max, Single phase, 2 or 3 wires  
 Conform to ANSI 12.7  
 Heavy duty tinned copper jaw  
 NEMA 3R type construction 1.2mm thickness (#18 gauge) galvanized steel sheet.  
 Ample gutter space for easy wiring  
 The fixed hub size 1/2" to 2-1/2" for option

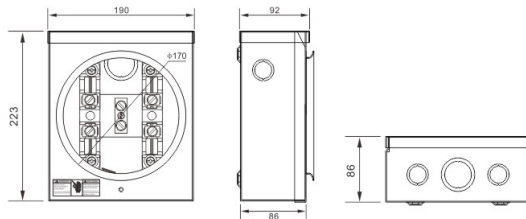
### Specification:

Product Number	Description	Outline Dimensions		
		H	W	D
MT-100S-4J-R-H	1 Phase, 100A, 4jaw, ring type	223	190	86
MT-100S-4J-R	1 Phase, 100A, 4jaw, ring type	223	190	86
MT-100S-4J-RL	1 Phase, 100A, 4jaw, ring type	223	190	86

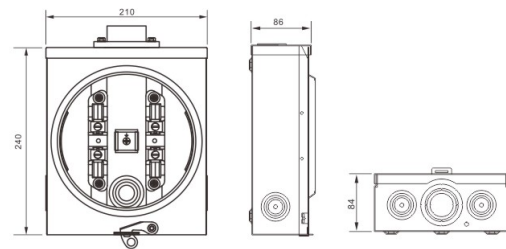


MT-100S-4J-R

### Dimensions:



MT-100S-4J-RL



# Meter Mounting Equipment

Quality is the kernel concept of enterprise, our company put such concept into each procedure in enterprise administration, execute it as promised.

## MT-125S Series Meter Socket

Meto Electrical >>



MT-125-4J-RL

### Features:

200Amps, 600V AC.  
 Connectors Line and load size #6-350 Cu-Al.  
 Heavy duty tinned copper jaw with reinforced clip.  
 C/W center neutral bar.  
 NEMA 3R type construction 1.2mm thickness (#18 gauge) or 1.5mm thickness (#16 gauge) galvanized steel sheet, electrostatically applied epoxy baked gray powder finished.  
 Ample gutter space for easy wiring.  
 Convenient knockouts in the side back and bottom.  
 Lay in type terminal with pressure plates for easy connections.  
 The fixed hub size 1/2" to 2-1/2" for option.

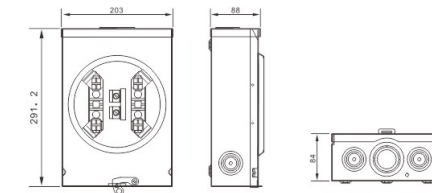
### Specification:

Product Number	Description	Outline Dimensions		
		H	W	D
MT-125-4J-R	1 Phase, 125A, 4jaw, ring type	396	203	108
MT-125-5J-R	1 Phase, 125A, 5jaw, ring type	396	203	108
MT-125-7J-R	3 Phase, 125A, 7jaw, ring type	396	203	108
MT-125-4J-RL	1 Phase, 125A, 4jaw, ringless type	396	203	108
MT-125-5J-RL	1 Phase, 125A, 5jaw, ringless type	396	203	108
MT-125-7J-RL	3 Phase, 125A, 7jaw, ringless type	396	203	108
MT-125B-4J-RL	1 Phase, 125A, 4jaw, ringless type	396	280	108

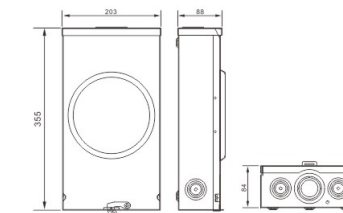


MT-125-7J-RL

### Dimensions:



MT-125-4J-RL



# Meter Mounting Equipment

Quality is the kernel concept of enterprise, our company put such concept into each procedure in enterprise administration, execute it as promised.

## MT-200 Series Meter Socket

Meto Electrical >>



MT-200-4J-R



MT-200-7J-RL



MT-200B-4J-RL

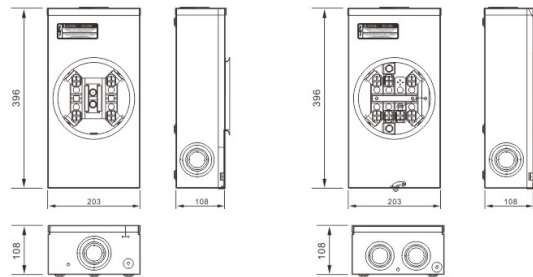
### Features:

200Amps,600V AC.  
Connectors Line and load size #6-350 Cu-Al.  
Heavy duty tinned copper jaw with reinforced clip.  
C/W center neutral bar.  
NEMA 3R type construction 1.2mm thickness (#18 gauge) or 1.5mm thickness (#16 gauge) galvanized steel sheet, electrostatically applied epoxy baked gray powder finished.  
Ample gutter space for easy wiring.  
Convenient knockouts in the side back and bottom.  
Lay in type terminal with pressure plates for easy connections.  
The fixed hub size 1/2" to 2-1/2" for option.

### Specification:

Product Number	Description	Outline Dimensions		
		H	W	D
MT-200-4J-R	1 Phase, 200A, 4jaw, ring type	396	203	108
MT-200-5J-R	1 Phase, 200A, 5jaw, ring type	396	203	108
MT-200-7J-R	3 Phase, 200A, 7jaw, ring type	396	203	108
MT-200-4J-RL	1 Phase, 200A, 4jaw, ringless type	396	203	108
MT-200-5J-RL	1 Phase, 200A, 5jaw, ringless type	396	203	108
MT-200-7J-RL	3 Phase, 200A, 7jaw, ringless type	396	203	108
MT-200B-4J-RL	1 Phase, 200A, 4jaw, ringless type	396	280	108

### Dimensions:



MT-200 Single phase type

MT-200 Three phase type

# Meter Mounting Equipment

Quality is the kernel concept of enterprise, our company put such concept into each procedure in enterprise administration, execute it as promised.

## MT-20/MT-320 Series Meter Socket

Meto Electrical >>



MT-20-13J-RL



MT-20-6J-RL



MT-320-4J-RL

### MT-20 Series Meter Socket

#### Features:

20 AMP.  
CURRENT TRANSFORMER RATED.  
By pass: Plunger type bypass automatically closes when meter is removed.  
NEMA 3R type construction 1.2mm thickness (#18 gauge) or 1.5mm thickness (#16 gauge) galvanized steel sheet (AISI G90), electrostatically applied epoxy baked gray powder finished.  
Ample gutter space for easy wiring.  
Convenient knockouts in the side back and bottom.  
The fixed hub size 1/2" to 2-1/2" for option.

#### Specification:

Product Number	Description	Outline Dimensions		
		H	W	D
MT-20-13J-RL	1 Phase, 20A, 13 Terminal, ringless type	355	203	84
MT-20-6J-RL	1 Phase, 20A, 6 Terminal, ringless type	355	203	84

### MT-320 Series Meter Socket

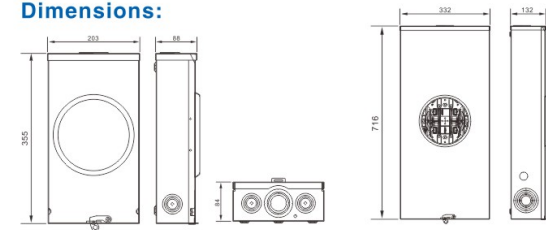
#### Features:

320Amps,600VAC,4Terminals,single phase,3 wire,ringless type.  
NEMA 3R type construction 1.5mm thickness (#16 gauge) galvanized steel sheet (AISI G90), electrostatically applied epoxy baked gray powder finished.  
Heavy duty lever bypass.  
Heavy duty tin plated copper jaw.  
OVERHEAD / UNDERGROUND.  
Convenient knockouts in the side back and bottom.  
The fixed hub size 2" to 2-1/2" for option.

#### Specification:

Product Number	Description	Outline Dimensions		
		H	W	D
MT-320-4J-RL	1 Phase, 320A, 4jaw, ringless type	716	332	132

### Dimensions:



MT-20 Series

MT-320 Series